

Akuvox Smart
Intercom



R26B Door Phone User Manual

About this manual

Thank you for choosing Akuvox's R26B door phone. This manual is intended for end users who need to properly configure the door phone. This manual is applicable to 26.31.4.xx version, and it provides all functions' configurations of R26B. Please visit Akuvox forum or consult technical support for any new information or latest firmware.

Note: Please refer to universal abbreviation form in the end of manual when meet any abbreviation letter.

Content

1. Product Overview.....	1
1.1. Product Description.....	1
1.2. Connector Introduction.....	1
1.3. LED Status Information.....	2
2. Daily Use.....	3
2.1. Making a Call.....	3
2.2. Receiving a Call.....	3
2.3. Unlock.....	4
2.3.1. Unlock by RFID Cards.....	4
2.3.2. Unlock by DTMF Codes.....	4

1. Product Overview

1.1. Product Description

Akuvox R26B is a SIP-compliant, hands-free, five buttons door phone. It can be connected with Akuvox indoor monitors for remote unlock control and monitor. Users can operate the indoor phone to communicate with visitors via voice and video. Users can also use RFID cards to unlock the door. It's applicable in villas, office and so on.

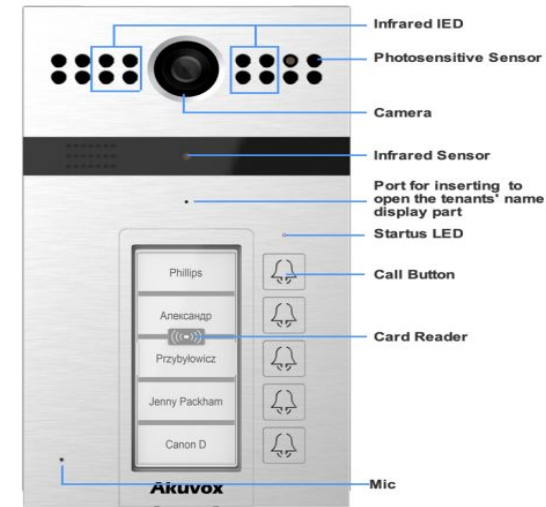


Figure 1.1 Product Description

1.2. Connector Introduction

Ethernet (POE): Ethernet (POE) connector, which can provide both power and network connection.

12V/GND: External power supply terminal if POE is not available.

RS485 A/B: RS485 terminal.

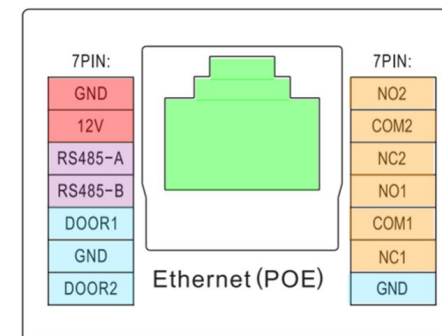


Figure 1.2-1 R26B's interface

DOOR A/B: Trigger signal input terminal.

Relay A/B (NO/NC/COM): Relay control terminal.

Note: The general door phone interface diagram is only for reference.

1.3. LED Status Information

LED Status		Description
Blue	Always on	Normal status
	Flashing	Calling
Red	Flashing	Network is unavailable
Green	Always on	Talking on a call
	Flashing	Receiving a call
Pink	Flashing	Upgrading

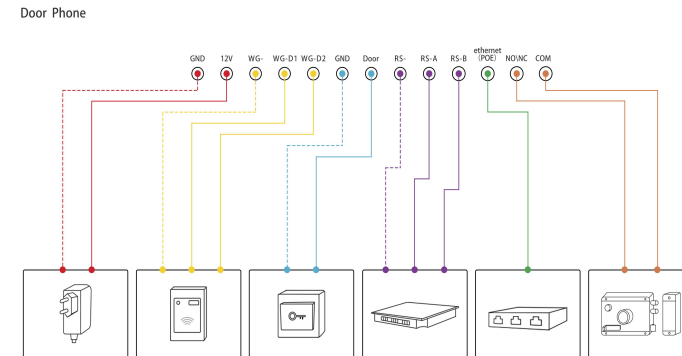


Figure 1.2-2 General interface

2. Daily Use

2.1. Making a Call

Press one of the call buttons to call out the predefined SIP account or IP address and if LED turns green, it means the call has been answered.

2.2. Receiving a Call

User can use IP phone or indoor monitor to call R26B and R26B will answer it automatically by default. If user disable auto answer, pressing button to answer incoming call.

2.3. Unlock

2.3.1. Unlock by RFID Cards

Place the predefined user cards in RFID card reader to unlock. Under normal conditions, R26B will announce “The door is now opened.” 13.56 MHz RF card is supported on R26B.

2.3.2. Unlock by DTMF Codes

Users can press the predefined DTMF code from an answer unit to remotely unlock the door during the call. Users will also hear “The door is now opened.”

Abbreviations

ACS:Auto Configuration Server

Auto:Automatically

AEC:Configurable Acoustic and Line Echo Cancelers

ACD:Automatic Call Distribution

Autop:Automatic Provisioning

AES:Advanced Encryption Standard

BLF:Busy Lamp Field

COM:Common

CPE:Customer Premise Equipment

CWMP:CPE WAN Management Protocol

DTMF:Dual Tone Multi-Frequency

DHCP:Dynamic Host Configuration Protocol

DNS:Domain Name System

DND:Do Not Disturb

DNS-SRV:Service record in the Domain Name System

FTP: File Transfer Protocol

GND: Ground

HTTP: Hypertext Transfer Protocol

HTTPS: Hypertext Transfer Protocol Secure

IP: Internet Protocol

ID: Identification

IR: Infrared

LCD: Liquid Crystal Display

LED: Light Emitting Diode

MAX: Maximum

POE: Power Over Ethernet

PCMA: Pulse Code Modulation A-Law

PCMU: Pulse Code Modulation μ -Law

PCAP: Packet Capture

PNP: Plug and Play

RFID: Radio Frequency Identification

RTP: Real-time Transport Protocol

RTSP: Real Time Streaming Protocol

MPEG: Moving Picture Experts Group

MWI: Message Waiting Indicator

NO: Normal Opened

NC: Normal Connected

NTP: Network Time Protocol

NAT: Network Address Translation

NVR: Network Video Recorder

ONVIF: Open Network Video Interface Forum

SIP: Session Initiation Protocol

SNMP: Simple Network Management Protocol

STUN: Session Traversal Utilities for NAT

SMTP: Simple Mail Transfer Protocol

SDMC: SIP Devices Management Center

TR069: Technical Report069

TCP: Transmission Control Protocol

TLS: Transport Layer Security

TFTP: Trivial File Transfer Protocol

UDP: User Datagram Protocol

URL: Uniform Resource Locator

VLAN: Virtual Local Area Network

WG: Wiegand

Contact us

For more information about the product, please visit us at www.akuvox.com or feel free to contact us by

Sales email: sales@akuvox.com

Technical support email: techsupport@akuvox.com

Telephone: +86-592-2133061 ext.7694/8162

We highly appreciate your feedback about our products.

