

**Akuvox** Smart  
Intercom



**R23C**



**R23P**

## **R23 Series Door Phone User Manual**

## About This Manual

Thank you for choosing Akuvox's R23 series door phone. This manual is intended for end users, who need to properly configure the door phone. This manual is applicable to 26.0.3.xx version, and it provides all functions' configurations of R23C/P. Please visit Akuvox forum or consult technical support for any new information or latest firmware.

**Note:** Please refer to universal abbreviation form in the end of manual when meet any abbreviation letter.

# Content

<b>1. Product Overview.....</b>	<b>1</b>
1.1. Product Description.....	1
1.2. Connector Introduction.....	2
1.3. LED Status Information.....	3
<b>2. Daily Use.....</b>	<b>4</b>
2.1. Make a Call.....	4
2.2. Receive a Call.....	4
2.3. Unlock by RFID Card (Optional).....	4

# 1. Product Overview

## 1.1. Product Description

Akuvox R23X is a SIP-compliant, hands-free one button audio outdoor phone. It can be connected with users Akuvox indoor monitors for remote access controlling and monitoring. Users can operate the indoor phone to communicate with visitors via voice, and use RFID cards to unlock the door (R23C only). It's applicable in villas, offices and so on.

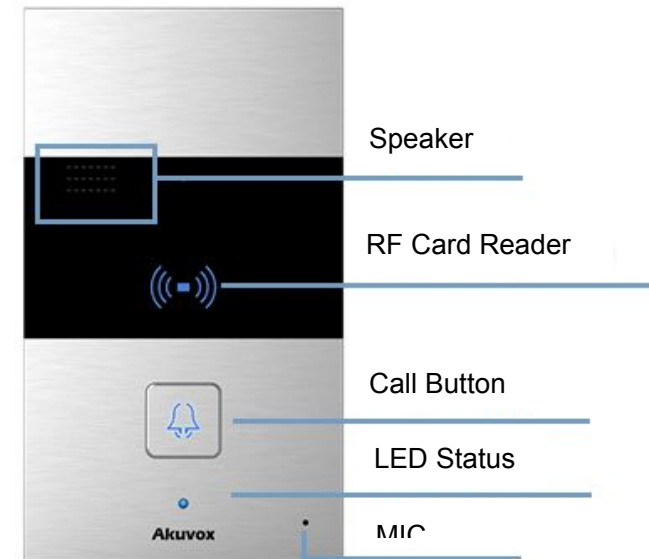


Figure 1.1 Product description

## 1.2. Connector Introduction

**Ethernet (POE):** Ethernet (POE) connector, which can provide both power and network connection.

**12V/GND:** External power supply terminal if POE is not available.

**RS485A/B:** RS485 terminal.

**DOORA/B:** Trigger signal input terminal.

**RelayA/B (NO/NC/COM):** Relay control terminal.

**Note:** The general door phone interface diagram is only for reference.

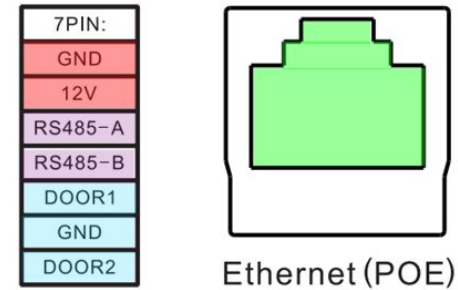


Figure 1.2-1 R23's interface

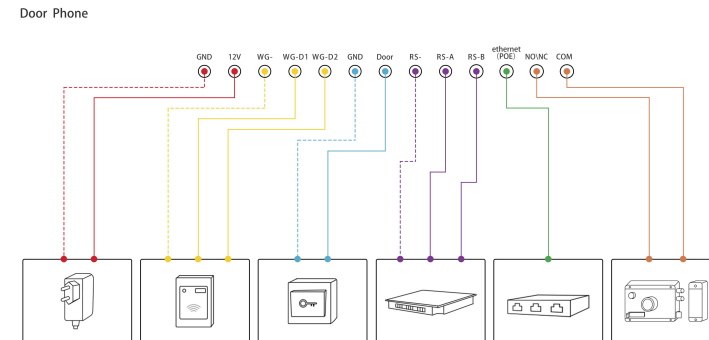


Figure 1.2-2 General interface

### 1.3. LED Status Information

LED Status		Description
Blue	Always on	Normal status
	Flashing	Calling
Red	Flashing	Network is unavailable
Green	Always on	Talking on a call
	Flashing	Receiving a call
Pink	Flashing	Upgrading

## **2. Daily Use**

### **2.1. Make a Call**

Press the call button to dial out the predefined number or IP address. If LED turns green, it means the call has been answered.

### **2.2. Receive a Call**

Users can use phone or indoor monitor to call R23X and R23X will answer it automatically by default. If auto answer function is disabled, pressing call button to answer incoming call.

### **2.3. Unlock by RFID Card (Optional)**

Place the predefined RFID card on the card reader. The door phone will announce “the door is now opened” and unlock the door. 13.56MHz RF card is supported on R23C.

## Abbreviations

**ACS:** Auto Configuration Server

**Auto:** Automatically

**AEC:** Configurable Acoustic and Line Echo Cancelers

**ACD:** Automatic Call Distribution

**Autop:** Automatical Provisioning

**AES:** Advanced Encryption Standard

**BLF:** Busy Lamp Field

**COM:** Common

**CPE:** Customer Premise Equipment

**CWMP:** CPE WAN Management Protocol

**DTMF:** Dual Tone Multi-Frequency

**DHCP:** Dynamic Host Configuration Protocol

**DNS:** Domain Name System

**DND:** Do Not Disturb

**DNS-SRV:** Service record in the Domain Name System

**FTP:** File Transfer Protocol

**GND:** Ground

**HTTP:** Hypertext Transfer Protocol

**HTTPS:** Hypertext Transfer Protocol Secure

**IP:** Internet Protocol

**ID:** Identification

**IR:** Infrared

**LCD:** Liquid Crystal Display

**LED:** Light Emitting Diode

**MAX:** Maximum

**POE:** Power Over Ethernet

**PCMA:** Pulse Code Modulation A-Law

**PCMU:** Pulse Code Modulation  $\mu$ -Law



**PCAP:** Packet Capture

**PNP:** Plug and Play

**RFID:** Radio Frequency Identification

**RTP:** Real-time Transport Protocol

**RTSP:** Real Time Streaming Protocol

**MPEG:** Moving Picture Experts Group

**MWI:** Message Waiting Indicator

**NO:** Normal Opened

**NC:** Normal Connected

**NTP:** Network Time Protocol

**NAT:** Network Address Translation

**NVR:** Network Video Recorder

**ONVIF:** Open Network Video Interface Forum

**SIP:** Session Initiation Protocol

**SNMP:** Simple Network Management Protocol

**STUN:** Session Traversal Utilities for NAT

**SMTP:** Simple Mail Transfer Protocol

**SDMC:** SIP Devices Management Center

**TR069:** Technical Report069

**TCP:** Transmission Control Protocol

**TLS:** Transport Layer Security

**TFTP:** Trivial File Transfer Protocol

**UDP:** User Datagram Protocol

**URL:** Uniform Resource Locator

**VLAN:** Virtual Local Area Network

**WG:** Wiegand

## Contact us

For more information about the product, please visit us at [www.akuvox.com](http://www.akuvox.com) or feel free to contact us by

Sales email: [sales@akuvox.com](mailto:sales@akuvox.com)

Technical support email: [techsupport@akuvox.com](mailto:techsupport@akuvox.com)

Telephone: +86-592-2133061 ext.7694/8162

**We highly appreciate your feedback about our products.**

